

## Peer Comparisons for American National University

American National University (ANU) selected its peer group using criteria suitable for a private, career-focused institution serving primarily adult learners through online modalities. The peers included reflect similarities in mission, student demographics, program portfolio, modality, Title IV participation, and price point, while also incorporating institutions with comparable outcome measures and regulatory contexts

### Selection Framework

ANU serves predominantly nontraditional, first-generation, Pell-eligible, or place-bound adults through business, health, technology, and professional programs offered at the certificate through master's level. Peer institutions, therefore, needed to meet the following criteria:

- Private (NP or FP) institutions serving working adults
- Significant online or fully online delivery
- Associate–master's degree scope, with some certificate offerings
- Professional, career-focused program mix aligned to business, healthcare, and IT
- Comparable Title IV participation and price sensitivity
- Outcomes consistent with adult-serving institutions that enroll high-risk learners
- Similar size, recognizing variance in online providers

### Identified Peers

[University of Fairfax](#) (DEAC, ~400 students)

With similar student populations, delivery modalities, regulatory contexts, and geographic footprints, students often choose between the two based on the credit system and program alignment. UF is included here as an internal comparator for triangulating outcomes and planning institutional improvement.

[Aspen University](#) (DEAC, 5195 students)

Aspen's focus on adult, non-traditional learners aligns with ANU's mission of affordability and accessibility. With more than 5,000 students and programs across business, technology, education, and nursing, Aspen represents a strong sector comparator. Outcome measures are like ANU's, and its multi-site presence enhances comparability among online institutions navigating state regulatory requirements.

[Bryan University](#) (NWCCU, 2108 students)

Bryan University provides a meaningful comparator as an online-dominant, career-focused institution with programs in allied health, business, wellness, and trades. Its online model parallels ANU's, and its graduation and retention rates closely approximate those of ANU. Its transition from ACICS to NWCCU accreditation mirrors the regulatory trajectory of ANU and contributes to its value as a peer.

[Los Angeles Pacific University](#) (WSCUC, [1829 students](#))

LAPU is a fully online, private nonprofit institution with associate, bachelor's, and master's programs in business and health, which are two of ANU's largest areas of enrollment. LAPU's year-over-year improvement in 8-year outcomes, Title IV participation, and adult-serving model make it a solid sector comparator. It is one of the few WSCUC institutions that aligns closely with ANU's fully online modality.

[Pacific Oaks College](#) (private, NP, [1051 students](#))

WSCUC-accredited POC has a focus on education with multiple sites and flexible learning options. It was granted 10 years of reaffirmation with WSCUC, demonstrating strong institutional performance, student support systems, and financial stability—making it a good aspirational peer for ANU. Its programs are career-focused, just like ANU's.

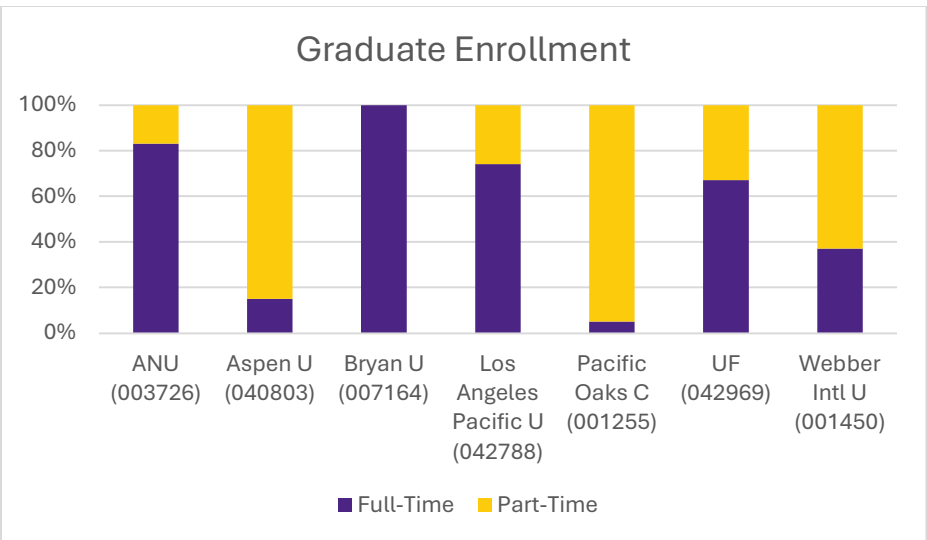
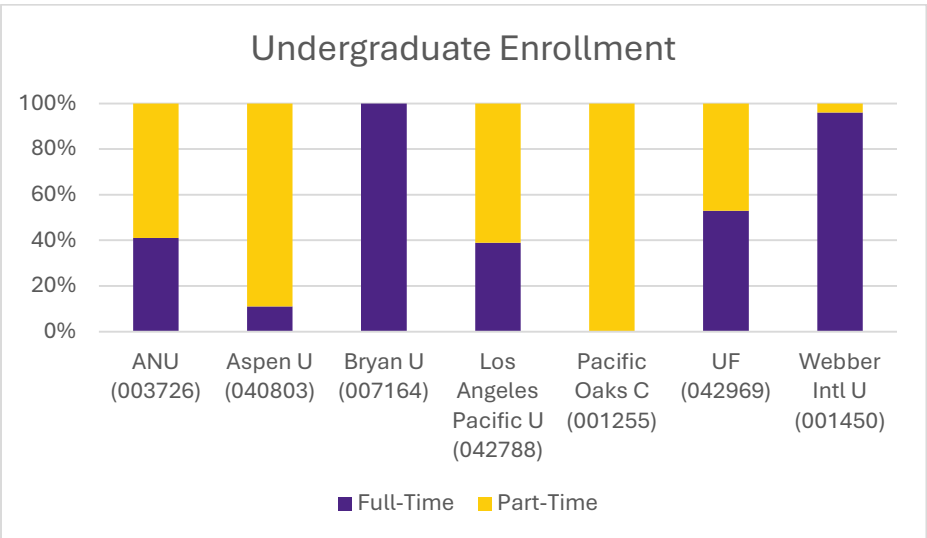
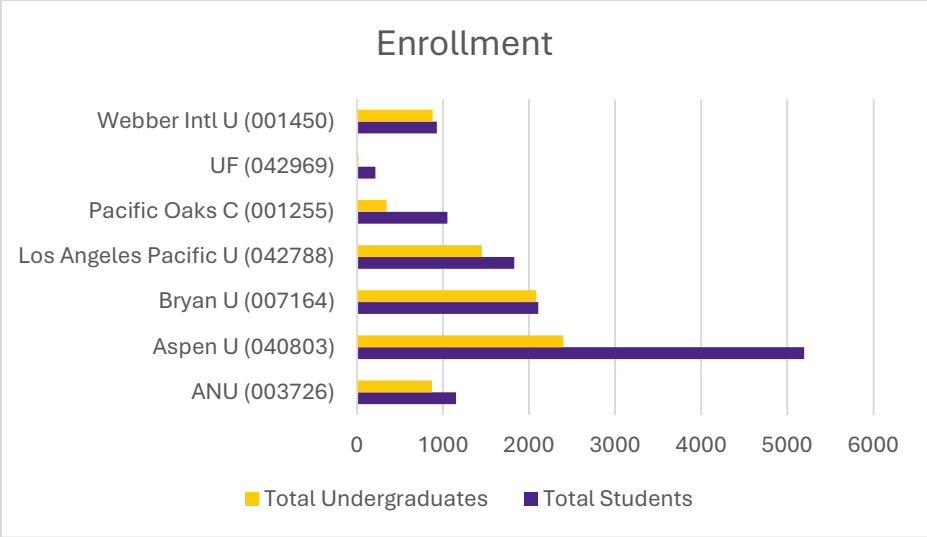
[Webber International University](#) (SACSCOC, [930 students](#))

Webber provides a close comparator due to its size (~930 students), its transition from a campus-based to an online delivery model, and its highly international student body. Webber's portfolio in business, accounting, health services, education, and nursing mirrors ANU's offerings. Nearly all Webber students receive financial aid, aligning with ANU's demographic profile. Outcome measures and completion patterns are like ANU's, making it a strong operational peer.

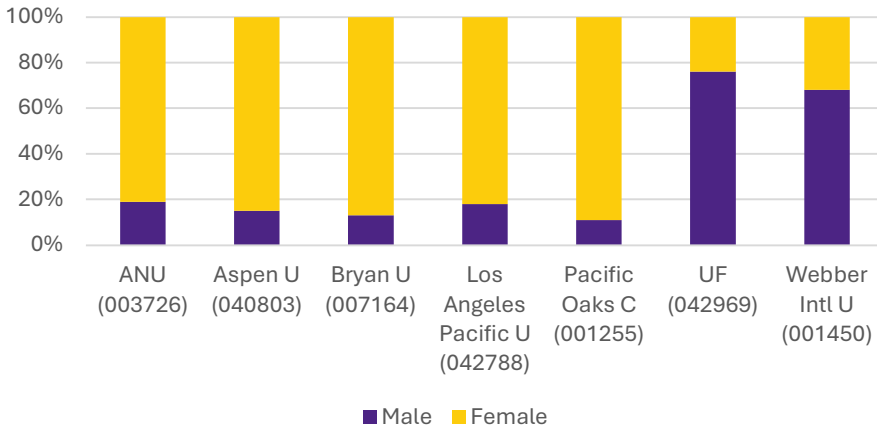
### **Peer Data**

We accessed the data from the United States Department of Education's [College Scorecard](#) and [College Navigator](#) for each peer institution on December 9, 2025. The data for the University of Fairfax and for the separately accredited entities of American National University were obtained from internal data when data from these sites were unavailable.

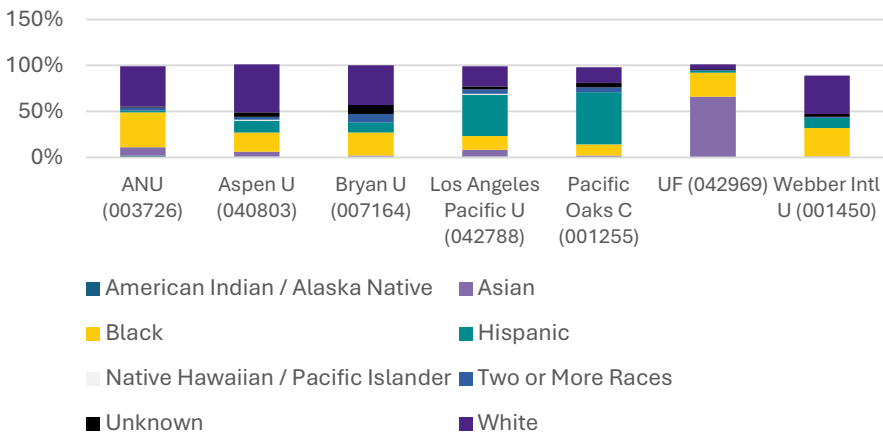
The following tables are comparisons for American National University (areas where no data were present are blank):



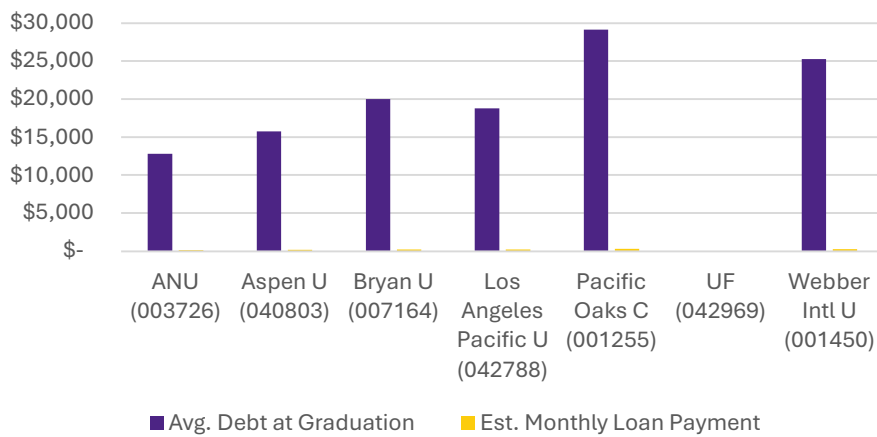
### Enrollment by Gender

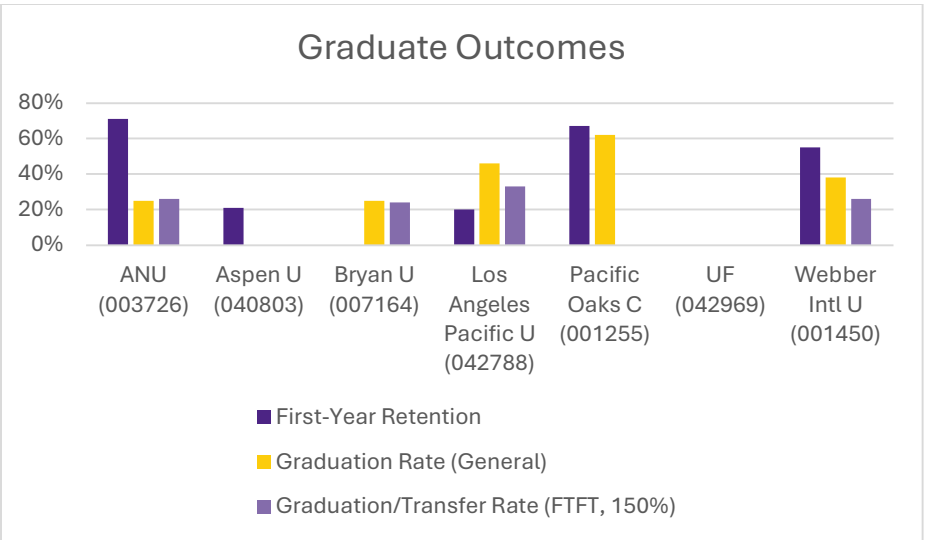
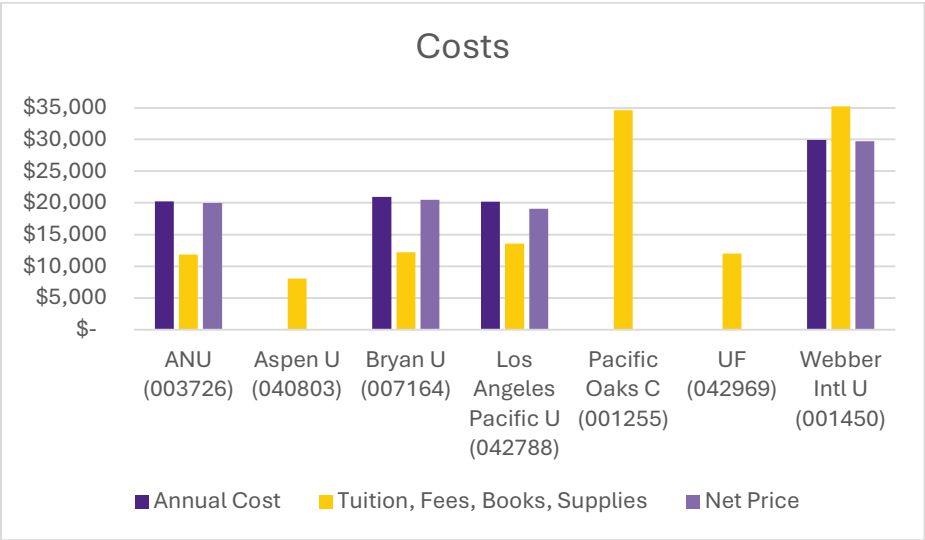
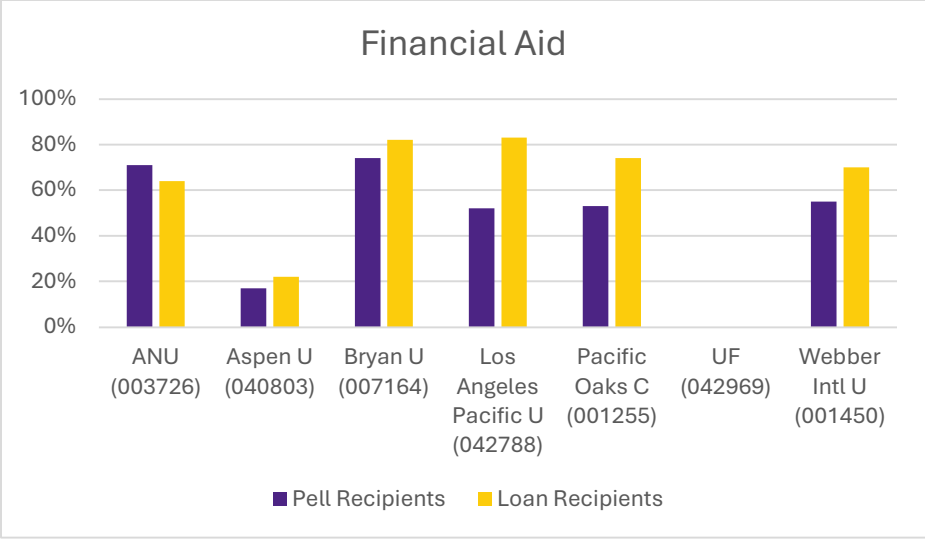


### Enrollment Demographics

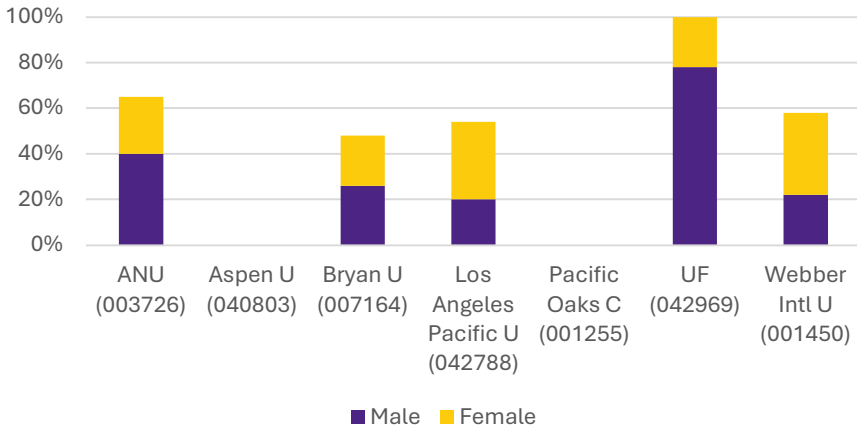


### Student Loan Outcomes





### Completion % by Gender



### Completion % by Race

